


E-Line PAV4-30-4

GORMAN-RUPP E-LINE GENERAL DESCRIPTION



The Gorman-Rupp E-Line PAV4-30-4 is an electric driven prime assisted centrifugal pump set for pumping clean- and dirty water, sewage water and abrasive fluids.

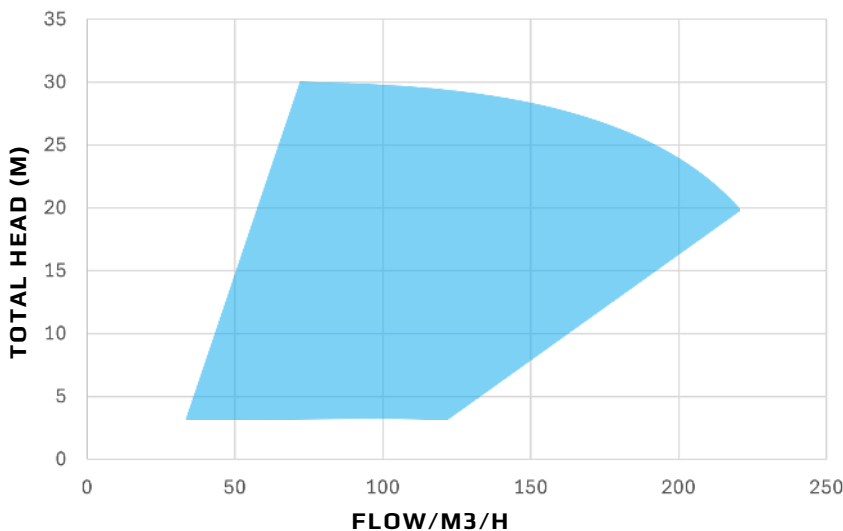


WEIGHT
Approx. 1515 kg

OPERATION
Control panel with main switch, emergency switch, pump on/off and speed control.

COUPLING AND GUARD
Rubber tyre coupling, steel guard RAL 3002 (red)

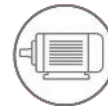
CHASSIS
Heavy gauge steel chassis, fully galvanized. Steel protective panels, galvanized and powder coated RAL 5003



*Pump performance curve is based on water with a SG=1.0 and without additional accessories.



Gorman-Rupp 6404VA71 prime assisted vortex centrifugal pump



ELECTRIC MOTOR
30 kW IE4 Super Premium Efficiency electric motor with variable frequency drive(VFD)
Auxiliary 2,2 kW IE4 electric motor for the vacuum pump



IMPELLER
9,75" Open VORTEX impeller: GR Hard iron alloy.



PERFORMANCE
Max. 220 m³/h flow or 30 mWc discharge head



DIMENSIONS
4" Perrot Male connection suction side
76,2 mm solid handling capacity
4" Perrot Male connection discharge side
L: 2.295m W: 1,25m H: 1,66m



SOUND
max. 75 dB, measured at 1 meter distance and 1 meter height



WARRANTY
2-year Gorman-Rupp warranty on the pump,
1-year on the motor and other components



Electric Powered Pumps

The Pump People®

WHERE BLUE MEETS GREEN



E-Line PAV4-30-4

GORMAN-RUPP E-LINE TECHNICAL SPECIFICATIONS



PUMP

Connection Size	4" x 4" Perrot(M)
Solids handling	3"(76,2 mm)
Max. working pressure	724 kPa (105 psi)
Impeller	9,75" Open VORTEX impeller: GR Hard iron alloy
Pump casing	ADI Ductile Iron cast iron
Pump shaft	Stainless steel 17-4 PH
Seal plate	GR Hard iron alloy
Bearing housing	Gray cast iron GG30. Radial Bearing : Open single-row ball bearing Axial Bearing : Open double-row ball bearing

E-LINE PAV4-30-4



CHASSIS DESIGN

Chassis	Heavy gauge steel
Corrosion protection	Hot-dip galvanized
Protective panels	Steel protective panels, galvanized and powder coated RAL 5003

ELECTRIC MOTORS

Brand	ABB / WEG
Maximum Power	30 kW (Main motor) 2,2 kW (Auxiliary motor)
Efficiency Class	IE4 Super Premium Efficiency
Variable Frequency Drive (VFD)	Yes

OPTIONS

Remote Control
Float Switch
Level Sensor
Custom Colors

CONTROL PANEL

Functionalities	Main switch, emergency switch, pump on/off and speed control
IP Rating of the Cabinet	IP44

