


E-Line PAV4-22-6

GORMAN-RUPP E-LINE GENERAL DESCRIPTION



The Gorman-Rupp E-Line PAV4-22-6 is an electric driven prime assisted centrifugal pump set for pumping clean- and dirty water, sewage water and abrasive fluids.

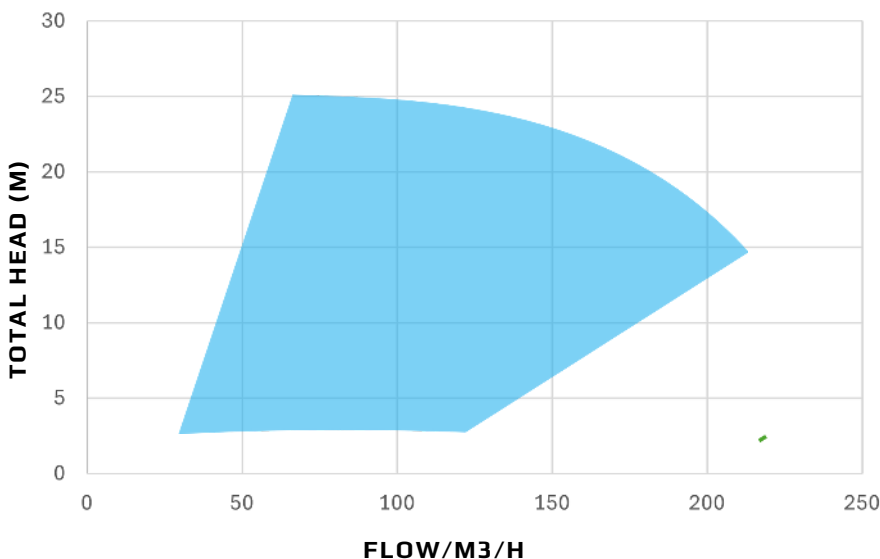


WEIGHT
Approx. 1480 kg

OPERATION
Control panel with main switch, emergency switch, pump on/off and speed control.

COUPLING AND GUARD
Rubber tyre coupling, steel guard RAL 3002 (red)

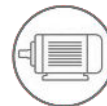
CHASSIS
Heavy gauge steel chassis, fully galvanized. Steel protective panels, galvanized and powder coated RAL 5003



*Pump performance curve is based on water with a SG=1.0 and without additional accessories.



Gorman-Rupp 6404VA71 prime assisted vortex centrifugal pump



ELECTRIC MOTOR
22 kW IE4 Super Premium Efficiency electric motor with variable frequency drive(VFD)
Auxiliary 2,2 kW IE4 electric motor for the vacuum pump



IMPELLER
9,75" Open VORTEX impeller: GR Hard iron alloy.



PERFORMANCE
Max. 215 m³/h flow or 25 mWc discharge head



DIMENSIONS
4" Perrot Male connection suction side
76,2 mm solid handling capacity
4" Perrot Male connection discharge side
L: 2.295m W: 1,25m H: 1,66m



SOUND
max. 75 dB, measured at 1 meter distance and 1 meter height



WARRANTY
2-year Gorman-Rupp warranty on the pump,
1-year on the motor and other components



Electric Powered Pumps

The Pump People®



E-Line PAV4-22-6

GORMAN-RUPP E-LINE TECHNICAL SPECIFICATIONS



PUMP

Connection Size
Solids handling
Max. working pressure
Impeller

Pump casing
Pump shaft
Seal plate
Bearing housing

E-LINE PAV4-22-6

4" x 4" Perrot(M)
3"(76,2 mm)
724 kPa (105 psi)
9,75" Open VORTEX impeller: GR
Hard iron alloy
ADI Ductile Iron cast iron
Stainless steel 17-4 PH
GR Hard iron alloy
Gray cast iron GG30.
Radial Bearing : Open single-row ball bearing
Axial Bearing : Open double-row ball bearing



CHASSIS DESIGN

Chassis Heavy gauge steel
Corrosion protection Hot-dip galvanized
Protective panels Steel protective panels, galvanized and powder coated RAL 5003

ELECTRIC MOTORS

Brand ABB / WEG
Maximum Power 22 kW (Main motor)
2,2 kW (Auxiliary motor)
Efficiency Class IE4 Super Premium Efficiency
Variable Frequency Drive (VFD) Yes

OPTIONS

Remote Control
Float Switch
Level Sensor
Custom Colors

CONTROL PANEL

Functionalities Main switch, emergency switch, pump on/off and speed control
IP Rating of the Cabinet IP44

